



# Quick Start Guide

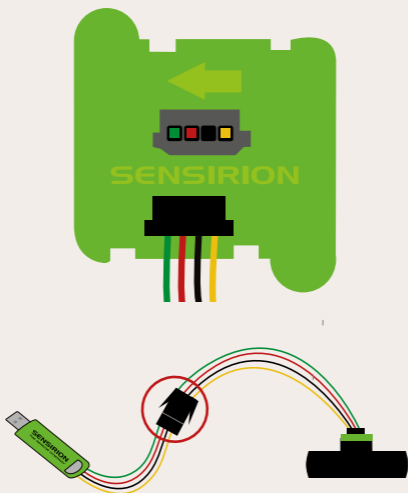
## EK-F3x

**SENSIRION**  
THE SENSOR COMPANY

# Quick Start Guide EK-F3x

- 1** **Install software** after download from:  
[www.sensirion.com/USB-viewer](http://www.sensirion.com/USB-viewer)

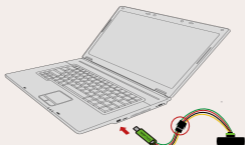
- 2** **Connect sensor**  
via adapter cable with the USB-adapter



3

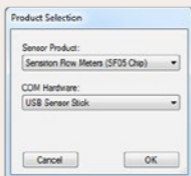
### Connect USB-adapter to PC

start program (Sensirion AG; USB RS485 Sensor Viewer)



4

Select «Sensirion Flow Meters (SF05 Chip)» and press «OK»



5

Press «Run» to start the program



Thank you for your interest in our digital mass flow meters of the SFM3000 series.

For more information, please visit [www.sensirion.com/sfm3000](http://www.sensirion.com/sfm3000) or contact our technical customer support team:

**SENSIRION AG**

Laubisruetistrasse 50

8712 Staefa

Switzerland

Phone + 41 44 306 40 00

Fax + 41 44 306 40 30

[info@sensirion.com](mailto:info@sensirion.com)

[www.sensirion.com](http://www.sensirion.com)